



CBT 100LA-LS

Line Array Column Loudspeaker
with Sixteen 50 mm (2 in) Drivers
and EN54:24 Certification

CBT SERIES

CONSTANT BEAMWIDTH TECHNOLOGY™

Key Features:

- ▶ Patent-pending Constant Beamwidth Technology™ provides constant directivity up to the highest frequencies and reduces out-of-coverage lobing.
- ▶ EN54-24 Compliant (when installed with included MTC-PC2 panel cover).
- ▶ Vertical pattern coverage switchable between 40° for medium-throw coverage and 15° for long-throw applications.
- ▶ Switchable voicing provides flat response in music mode or mid-range presence peak in speech mode.
- ▶ Dynamic SonicGuard™ overload protection
- ▶ Swivel (pan)/tilt wall bracket included.
- ▶ Built-in 70V/100V transformer, plus thru capability.

Overview:

The CBT 100LA-LS, with Constant Beamwidth Technology™, represents a breakthrough in pattern control consistency, utilizing complex analog delay beam-forming and amplitude tapering to accomplish superior, consistent vertical coverage without the narrow vertical beaming and out-of-coverage lobing that are typical of straight form-factor column speakers.

The slim, compact design fits well into virtually any architectural decor. The 100 cm (39.4 in) tall line array height provides consistent pattern control throughout the intelligibility band, making the CBT 100LA-LS ideal for difficult acoustic environments. The combination of superior sound quality, excellent pattern control, and compact design makes CBT 100LA-LS ideal for applications such as lecture halls, transit centers, conference rooms, cathedrals, multipurpose spaces, architectural spaces, and in-wall recessed locations, among many others.

The innovative coverage adjustability allows switching between broad and narrow vertical coverage settings to allow matching the coverage and throw requirements of the application. Coverage can be easily switched in-venue with the speaker already installed. This innovation allows a single loudspeaker model to excel in an extremely wide variety of project types.

The voicing can be set to match the application through the Music/Speech switch. The Music setting provides flat frequency response, while the Speech setting produces a mid-range presence boost to provide clear, intelligible speech even at the longest throw distances.

The drivers feature dual neodymium magnets for light weight. Copper capped pole pieces lower both the driver inductance and the flux modulation, resulting in increased high frequency extension and reduced distortion at high drive levels. Butyl rubber surrounds provide long life even in high humidity environments. The drivers are shielded.



Dynamic SonicGuard™ minimizes distortion at high drive levels by limiting low frequency excursion dynamically. This maximizes clarity at high drive levels while protecting the drivers from damage due to overpowering.

A swivel (pan)/tilt wall-mount bracket is included, plus eighteen M6 inserts on the back panel fit the spacing of common third-party mounting brackets, or can be utilized to suspend the speaker using forged shoulder steel eyebolts, providing installation versatility.

CBT 100LA-LS can be installed either indoors or outdoors. The drivers are weather-treated, the fiberglass reinforced ABS cabinet is excellent for outdoor applications, external screws are stainless steel screws, and the painted aluminum grille resists rusting in the harshest conditions.

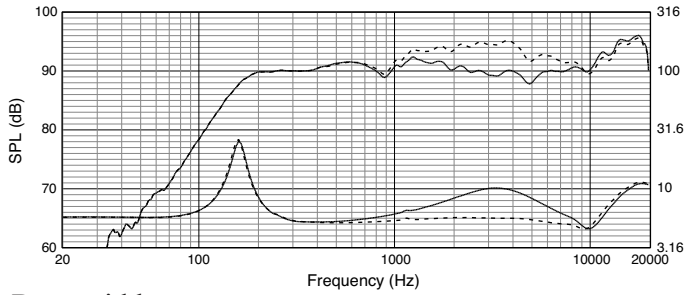
Available in black or white (-WH).

CBT 100LA-LS Line Array Column Loudspeaker with Sixteen 50 mm (2 in) Drivers

Broad Setting

Frequency Response:

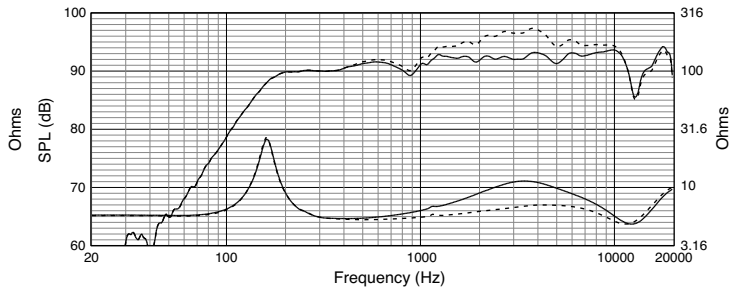
“Music” Mode (solid); “Speech” Mode (dotted),
1W, 1m, and Impedance (full-space, on-axis)



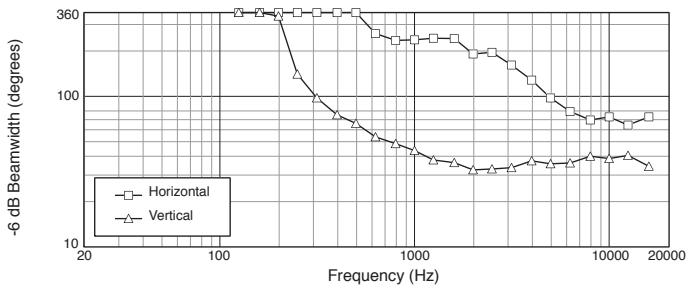
Narrow Setting

Frequency Response:

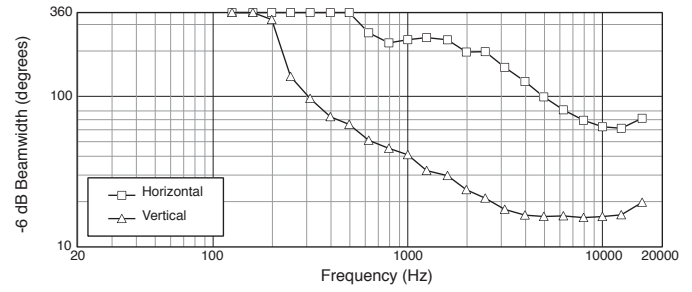
“Music” Mode (solid); “Speech” Mode (dotted),
1W, 1m, and Impedance (full-space, on-axis)



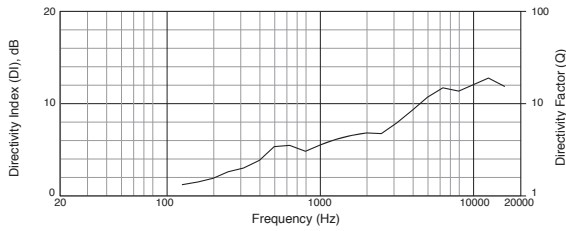
Beamwidth:



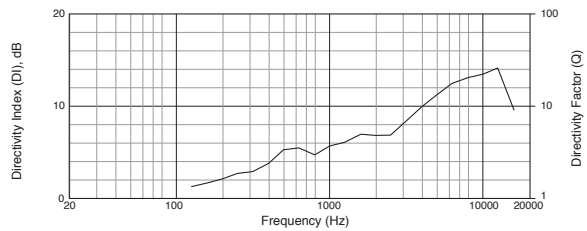
Beamwidth:



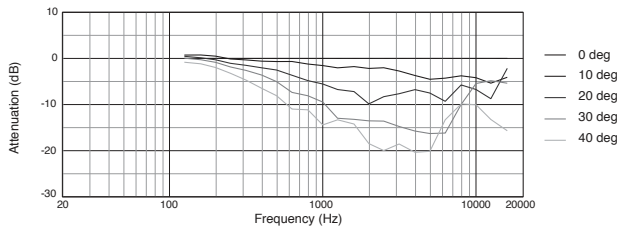
Directivity, Q



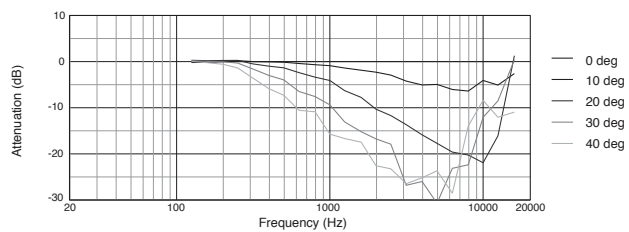
Directivity, Q



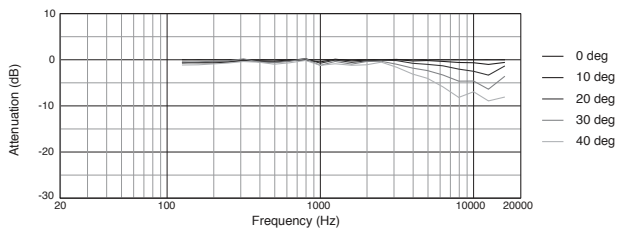
Vertical Off-Axis Frequency Response



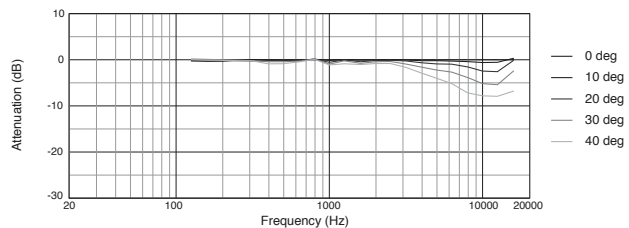
Vertical Off-Axis Frequency Response



Horizontal Off-Axis Frequency Response



Horizontal Off-Axis Frequency Response

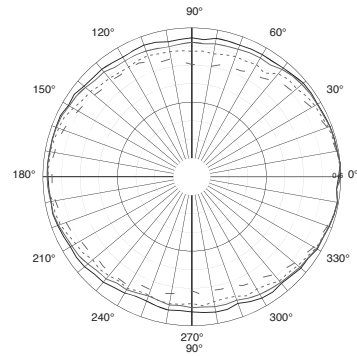


CBT 100LA-LS Line Array Column Loudspeaker with Sixteen 50 mm (2 in) Drivers

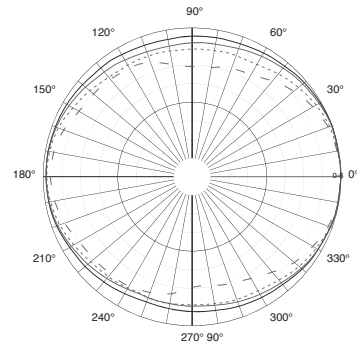
Broad Setting

Vertical 1/3 Octave Polars

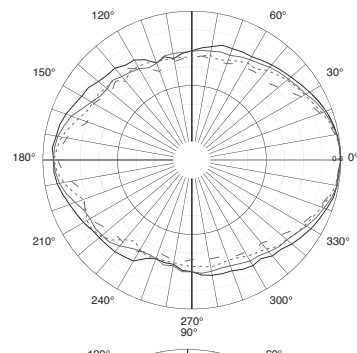
Narrow Setting



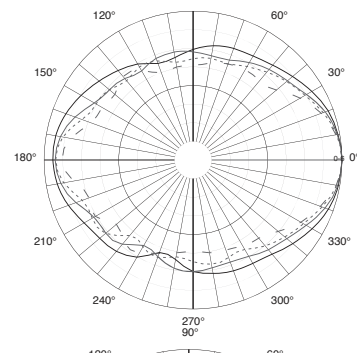
— 200 Hz
 — 250 Hz
 ··· 315 Hz
 - - 400 Hz



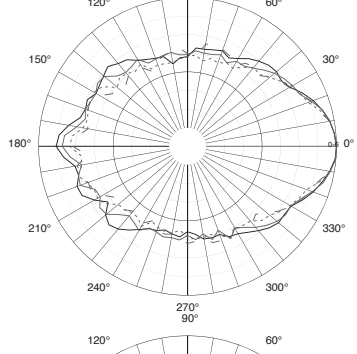
— 200 Hz
 — 250 Hz
 ··· 315 Hz
 - - 400 Hz



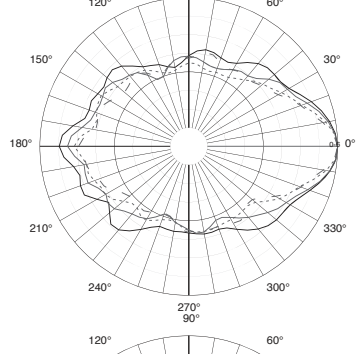
— 500 Hz
 — 630 Hz
 ··· 800 Hz
 - - 1 kHz



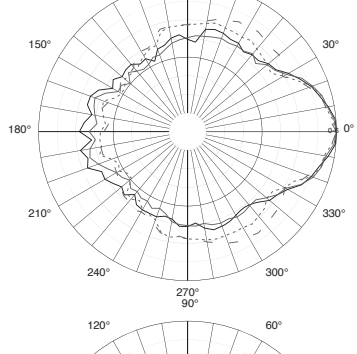
— 500 Hz
 — 630 Hz
 ··· 800 Hz
 - - 1 kHz



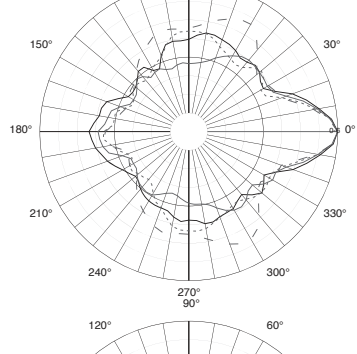
— 1.25 kHz
 — 1.6 kHz
 ··· 2 kHz
 - - 2.5 kHz



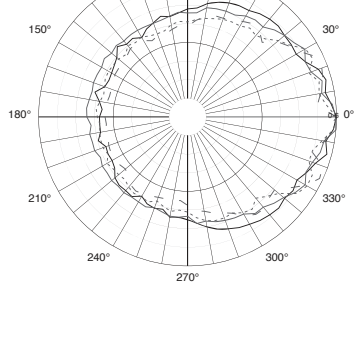
— 1.25 kHz
 — 1.6 kHz
 ··· 2 kHz
 - - 2.5 kHz



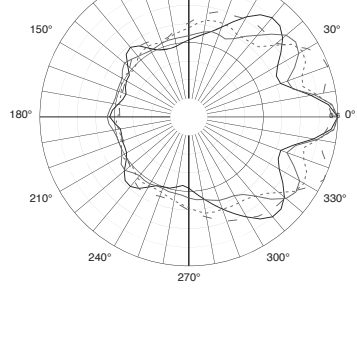
— 3.15 kHz
 — 4 kHz
 ··· 5 kHz
 - - 6.3 kHz



— 3.15 kHz
 — 4 kHz
 ··· 5 kHz
 - - 6.3 kHz



— 8 kHz
 — 10 kHz
 ··· 12.5 kHz
 - - 16 kHz



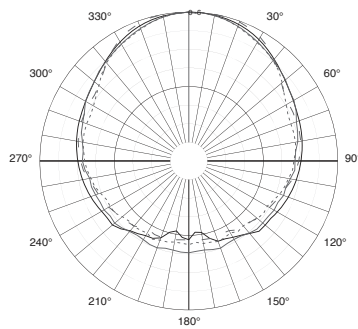
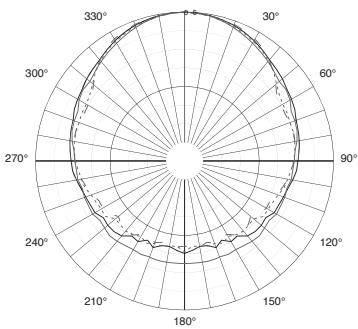
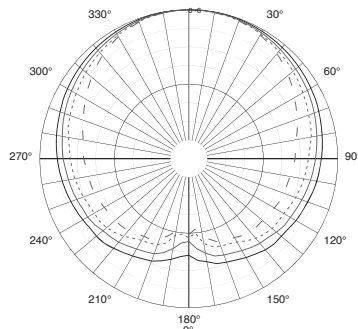
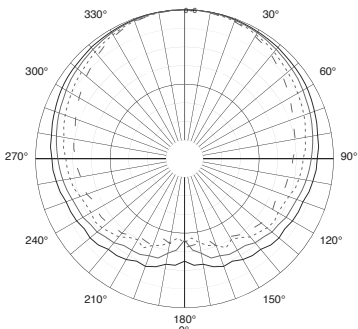
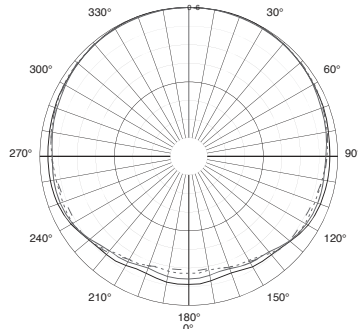
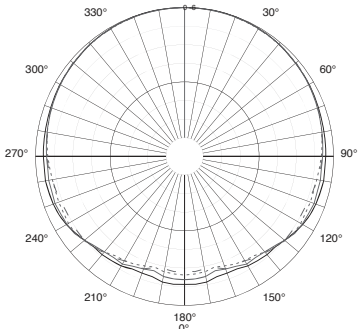
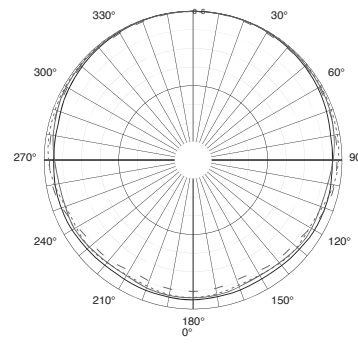
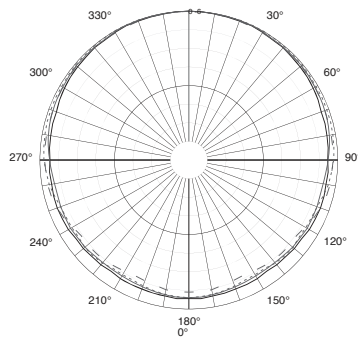
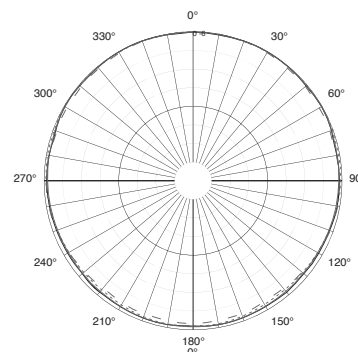
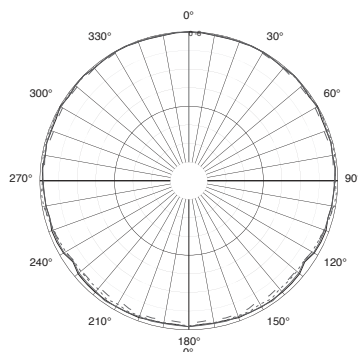
— 8 kHz
 — 10 kHz
 ··· 12.5 kHz
 - - 16 kHz

CBT 100LA-LS Line Array Column Loudspeaker with Sixteen 50 mm (2 in) Drivers

Broad Setting

Narrow Setting

Horizontal 1/3 Octave Polars



— 200 Hz
— 250 Hz
- - - 315 Hz
- - - 400 Hz

— 200 Hz
— 250 Hz
- - - 315 Hz
- - - 400 Hz

— 500 Hz
— 630 Hz
- - - 800 Hz
- - - 1 kHz

— 500 Hz
— 630 Hz
- - - 800 Hz
- - - 1 kHz

— 1.25 kHz
— 1.6 kHz
- - - 2 kHz
- - - 2.5 kHz

— 1.25 kHz
— 1.6 kHz
- - - 2 kHz
- - - 2.5 kHz

— 3.15 kHz
— 4 kHz
- - - 5 kHz
- - - 6.3 kHz

— 3.15 kHz
— 4 kHz
- - - 5 kHz
- - - 6.3 kHz

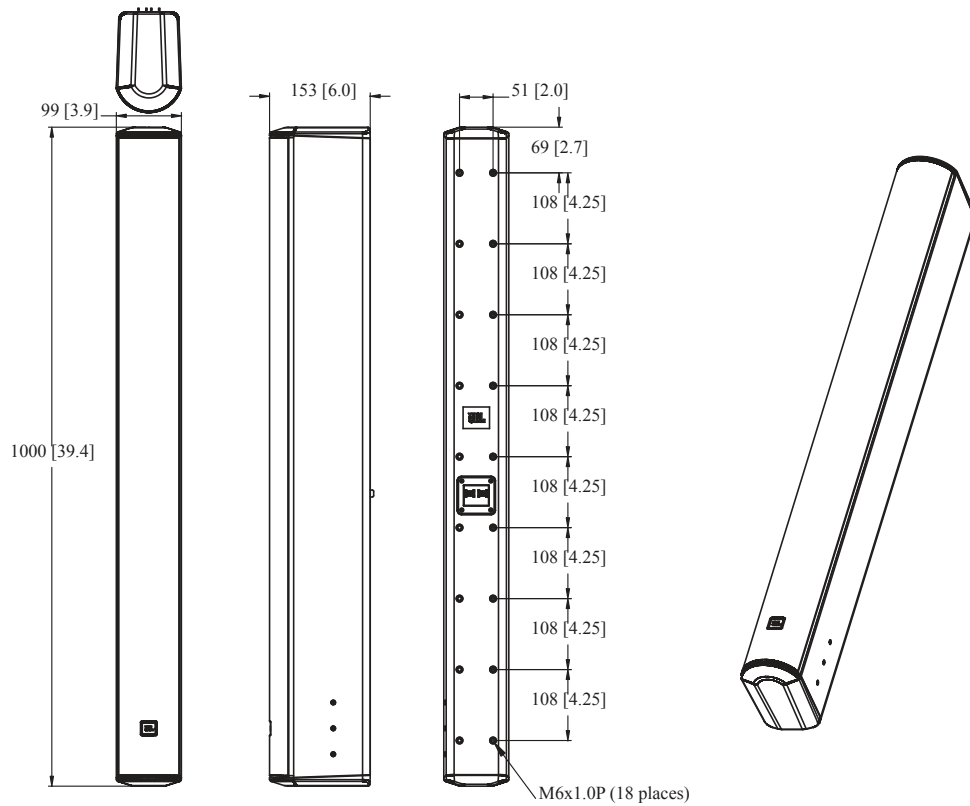
— 8 kHz
— 10 kHz
- - - 12.5 kHz
- - - 16 kHz

— 8 kHz
— 10 kHz
- - - 12.5 kHz
- - - 16 kHz

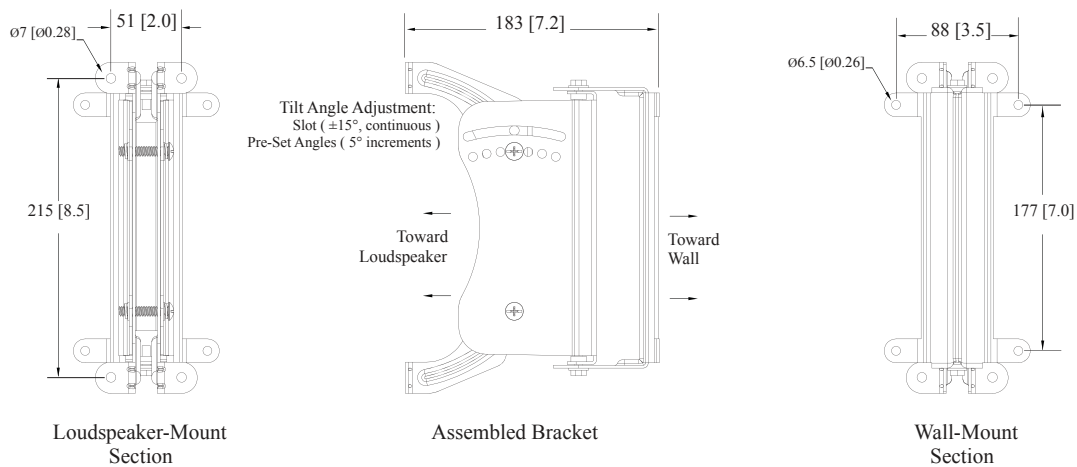
CBT 100LA-LS Line Array Column Loudspeaker with Sixteen 50 mm (2 in) Drivers

Dimensions:

Dimensions in mm (in)



Wall Bracket



by HARMAN
JBL Professional

8500 Balboa Boulevard
Northridge, California 91325 U.S.A.

© Copyright 2026 JBL Professional
www.jblpro.com

CBT100LA-LS_SS
Rev B, 03/26